

Instructions to the student:

Answer each question in the space provided.

Instructions to the teacher:

My suggestion for grading is below. The total is 104 points. A score of 83 points is 80%. A score of 73 points is 70%.

Question	Max. points	Student score
Basic Addition and Subtraction Facts within 0-10		
1	8 points	
2	8 points	
3	4 points	
4	8 points	
<i>subtotal</i>		/ 28
Place Value and Two-Digit Numbers		
5	6 points	
6	4 points	
7	3 points	
<i>subtotal</i>		/ 13
Adding and Subtracting Two-Digit Numbers		
8	6 points	
9	6 points	
10	4 points	
11	3 points	
<i>subtotal</i>		/ 19

Question	Max. points	Student score
Basic Word Problems		
12	2 points	
13	2 points	
14	2 points	
15	2 points	
16	2 points	
17	6 points	
18	6 points	
<i>subtotal</i>		/ 22
Clock		
19	6 points	
20	4 points	
<i>subtotal</i>		/ 10
Geometry and Measuring		
21	2 points	
22	5 points	
<i>subtotal</i>		/ 7
Money		
23	3 points	
24	2 points	
<i>subtotal</i>		/ 5
TOTAL		/ 104

End-of-the-Year Test - Grade 1

Basic Addition and Subtraction Facts within 0-10

In problems 1 and 2, your teacher will read you the addition and subtraction questions. Try to answer them as quickly as possible. In each question, he/she will only wait a little while for you to answer, and if you don't say anything, your teacher will move on to the next problem. So, just try your best to answer the questions as quickly as you can.

1. Add.

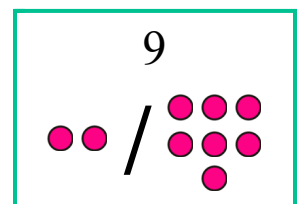
a.	b.	c.	d.
$2 + 3 = \underline{\quad}$	$7 + 3 = \underline{\quad}$	$6 + 2 = \underline{\quad}$	$5 + 5 = \underline{\quad}$
$4 + 4 = \underline{\quad}$	$5 + 4 = \underline{\quad}$	$4 + 6 = \underline{\quad}$	$2 + 4 = \underline{\quad}$
$1 + 6 = \underline{\quad}$	$3 + 6 = \underline{\quad}$	$2 + 5 = \underline{\quad}$	$9 + 1 = \underline{\quad}$
$2 + 7 = \underline{\quad}$	$1 + 7 = \underline{\quad}$	$6 + 2 = \underline{\quad}$	$5 + 3 = \underline{\quad}$

2. Subtract.

a.	b.	c.	d.
$8 - 3 = \underline{\quad}$	$5 - 3 = \underline{\quad}$	$7 - 3 = \underline{\quad}$	$10 - 3 = \underline{\quad}$
$6 - 4 = \underline{\quad}$	$7 - 4 = \underline{\quad}$	$9 - 4 = \underline{\quad}$	$5 - 4 = \underline{\quad}$
$10 - 6 = \underline{\quad}$	$9 - 6 = \underline{\quad}$	$4 - 3 = \underline{\quad}$	$8 - 6 = \underline{\quad}$
$8 - 7 = \underline{\quad}$	$6 - 3 = \underline{\quad}$	$10 - 7 = \underline{\quad}$	$9 - 7 = \underline{\quad}$

3. Write a fact family to match the picture.

$\underline{\quad} + \underline{\quad} = \underline{\quad}$	$\underline{\quad} + \underline{\quad} = \underline{\quad}$
$\underline{\quad} - \underline{\quad} = \underline{\quad}$	$\underline{\quad} - \underline{\quad} = \underline{\quad}$



4. Find the missing numbers.

a. $2 + \underline{\quad} = 7$	b. $1 + \underline{\quad} = 8$	c. $4 + \underline{\quad} = 6$	d. $\underline{\quad} + 3 = 8$
$3 + \underline{\quad} = 8$	$2 + \underline{\quad} = 10$	$\underline{\quad} + 3 = 9$	$\underline{\quad} + 6 = 10$

Place Value and Two-Digit Numbers

5. Fill in the missing parts.

a. $20 + 7 = \underline{\quad}$	b. $6 + \underline{\quad} = 56$	c. $40 + \underline{\quad} = 40$
$5 + 60 = \underline{\quad}$	$30 + \underline{\quad} = 39$	$4 + \underline{\quad} = 94$

6. Put the numbers in order.

a. 16, 61, 26 $\underline{\quad} < \underline{\quad} < \underline{\quad}$	b. 54, 14, 51 $\underline{\quad} < \underline{\quad} < \underline{\quad}$
--	--

7. Compare the expressions and write $<$, $>$, or $=$.

a. $40 + 8$ $4 + 80$ b. $43 + 5$ 50 c. $3 + 33$ 36

Adding and Subtracting Two-Digit Numbers

8. Add.

a. $84 + 4 = \underline{\quad}$	b. $6 + 70 = \underline{\quad}$	c. $74 + 5 = \underline{\quad}$
$41 + 4 = \underline{\quad}$	$16 + 2 = \underline{\quad}$	$6 + 53 = \underline{\quad}$

9. Subtract.

a. $80 - 30 = \underline{\quad}$	b. $55 - 3 = \underline{\quad}$	c. $29 - 3 = \underline{\quad}$
$17 - 3 = \underline{\quad}$	$100 - 40 = \underline{\quad}$	$50 - 2 = \underline{\quad}$

10. Add and subtract.

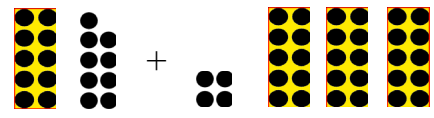
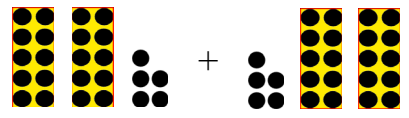
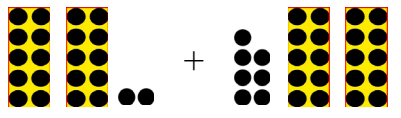
a.
$$\begin{array}{r} 14 \\ + 35 \\ \hline \end{array}$$

b.
$$\begin{array}{r} 59 \\ - 34 \\ \hline \end{array}$$

c.
$$\begin{array}{r} 40 \\ + 56 \\ \hline \end{array}$$

d.
$$\begin{array}{r} 96 \\ - 60 \\ \hline \end{array}$$

11. Add. The images can help you.

 <p>a. $19 + 34 = \underline{\quad}$</p>	 <p>b. $25 + 25 = \underline{\quad}$</p>	 <p>c. $22 + 27 = \underline{\quad}$</p>
--	---	--

Basic Word Problems

12. Write a subtraction sentence that matches with the addition $6 + 8 = 14$.

$\underline{\quad} - \underline{\quad} = \underline{\quad}$

13. How many more is 70 than 50? $\underline{\quad}$ more

14. Henry owns four more cars than Mark, and Mark owns six cars.
Draw Mark's cars and Henry's cars.




15. Ten kids are playing in the yard. There are 6 boys. How many girls are there?

16. Andy had 20 dollars. He bought a book for 10 dollars and another for 5 dollars.
How much money does he have left?

17. A parking lot has spaces for 30 cars. There are cars in 22 of those spaces.
- How many spaces are empty?
 - Two more cars arrive and park. Now how many cars are parked in the lot?
 - How many empty spaces are there now?
18. Isabelle had 70 marbles and her sister had 55. Isabelle gave 10 marbles to her sister.
- Now how many marbles does Isabelle have?
 - How many marbles does her sister have now?
 - Who has more? How many more?

Clock

19. Write the time in two ways: using *o'clock* or *half past*, and with numbers.

		
<p>a. _____</p> <p>_____</p> <p>_____ : _____</p>	<p>b. _____</p> <p>_____</p> <p>_____ : _____</p>	<p>c. _____</p> <p>_____</p> <p>_____ : _____</p>

20. Write the time for a half-hour and an hour later from the given time. Use numbers.

Now it is:	a. 5:30	b. 12:00
a half-hour later, it is:		
an hour later, it is:		

Geometry and Measuring

21. Draw a line that is:

a. 3 inches

b. 9 centimeters

22. a. Join these dots carefully with a ruler so that you get a shape.

A •

• B

D •

• C

b. What is this shape called? _____

c. Measure the sides of your shape in centimeters.

Side AB: _____ cm Side BC: _____ cm

d. Draw a straight line from dot A to dot C. The line divides your shape into two new shapes.


What are the new shapes called? _____

Money

23. How much money? Write the amount in cents.

<p>a.</p>  <p>_____ ¢</p>	<p>b.</p>  <p>_____ ¢</p>	<p>c.</p>  <p>_____ ¢</p>
---	---	---

24. Solve.

<p>You have:</p> 	<p>You bought an apple for 35¢.</p> <p>How much money do you have left? _____ ¢</p>
--	---